




► INTERIOR



The spacious and luxurious passenger compartment



MULTIPLE DRIVER ASSISTANCE FEATURES
Enhance the driver's visibility and control.



CEILING

The ceiling lighting system with soft illumination creates a relaxing feeling for passengers.



ENTERTAINMENT SCREEN

Modern LCD screen with an Android operating system and Wi-Fi connectivity.



GEAR SHIFT

Dashboard-mounted, providing a more spacious driver's cabin.



DOASHBOARD SCREEN

Runs on Android 8.1, supporting multimedia connectivity.

LAYOUT



Layout 2:2, 55
(53 seats + 1 driver's seat + 1 co-driver seat)

CHASSIS & ENGINE



THE NEW GENERATION WEICHAI ENGINE

- 430 Ps/1,900 Rpm
- 2,000 Nm/1,000-1,400 Rpm

Equipped with electric cooling fan system to maintain optimal engine performance.



CHASSIS FRAME



Equipped with stabilizer bars for smooth operation in all terrains.

TRANSMISSION

Option diversity

FAST 6MT

Robust 6-speed manual, cost-efficient & reliable solution



Advanced 6-speed automatic superior comfort, and optimized performance

ZF 6AT

SPECIFICATIONS

ITEMS			CRUIZER 125	
CAPACITY			55	
DIMENSION & WEIGHT	Dimension	Overall dimension (mm)	12,500 x 2,500 x 3,600	
		Wheelbase (mm)	6,300	
		Gangway width (mm)	400	
Weight	Empty weight (kg)	12,365		
	Gross weight (kg)	15,820		
PERFORMANCE	Engine	Model	WP10.5H430E60	
		Type	Diesel, 6-cylinder in line, turbocharged	
		Max Power (Ps/rpm)	430/1,900	
		Max Torque (Nm/rpm)	2,000/1,000 - 1,400	
	Transmission	Model	FAST 6MT (6DSX200T)	ZF 6AT (6AP2020C)
	Ratio		3.153	3.636
Wheel rim	Type/Material	9.00 x 22.5/Steel	8.25x22.5/Aluminum	
Tires	Brand/standard	Maxxis/ 12R22.5	Michelin/ 12R22.5	
CHASSIS SYSTEM	Suspension system	Front	Dependent, O2 air suspension, O2 shock absorber, stabilizer bar	
		Rear	Dependent, O4 air suspension, O4 shock absorber, stabilizer bar	
	Braking system	Front/rear	Drum brake	
		Parking brake	Electromagnetic brake	
Support system	ABS, ASR			
Steering system	Hydraulic power assist			
Fuel tank (L)			400	
Air conditioning (Kcal)/(h)			28,000	
OPERATION	Max speed (km/h)		120	
	Gradeability (%)		47.3	
	Turning radius (m)		10.35	
Volume of the carrying vault (m ³)			7.6	
CONVENIENCE & ENTERTAINMENT	Charging	Cockpit	Type A&C	
		Passenger seat	Type A&C	
	Fridge		50 L	
Entertainment	Cockpit	10.1-inch Android multimedia player		
	Passenger seat	32-inch Android multimedia player		
SAFETY SYSTEM	Reverse camera		Equipped	
	Reverse sensor system		Equipped	
	Cruise control system		Equipped	
	Tire pressure monitoring system		Optional	
	Fire warning system		Optional	
	Driver attention warning system		Optional	
Alcohol interlock system		Optional		