

THACO AUTO

THACO AUTO DISTRIBUTION CO., LTD

📍 Tam Hiep Commune, Nui Thanh Dist., Quang Nam Province, Vietnam

🌐 www.thacoauto.vn



THACO AUTO



THACO BUS LINE-UP



THACO BUS

NEW GENERATION THACO BUS LINE UP

An impressive design with design language SENSORY CONTRIVE

Flexible operation in all terrains with transmission and chassis frame calculated in the most optimal simulation.



EverGREEN 81S

EverGREEN 87S

NEW BluesKY

NEW MobiHOME



Remote Keyless Entry



Michelin tubeless tires. Alcoa aluminum alloy wheels



Lighting system: integrated daytime LED



Grille: Chrome-plated Thaco logo



The rear light integrated infrared camera



Equipped with dual exhaust pipes



The rearview mirror of German origin is sturdy and provides good visibility

THACO BUS SPECIFICATION

MODELS		EVERGREEN 81S	EVERGREEN 87S	NEW BLUESKY	NEW MOBIHOME	THACO BUS TB79CT	THACO BUS TB89CT
DIMENSION							
Overall dimension (D x R x C)	mm	8.180 x 2.300 x 3.100	8.730 x 2.300 x 3.100	12.180 x 2.500 x 3.480	12.180 x 2.500 x 3.600	7.945 x 2.210 x 3.105	8.950 x 2.300 x 3.150
Front tread	mm	1.885	1.860	2.092	2.092	1.826	1.918
Rear tread	mm	1.705	2.610	1.902	1.902	1.705	1.775
Wheelbase	mm	3.900	4.260	6.000	6.000	3.800	4.300
Min. Ground Clearance	mm	165	150	150	150	125	145
WEIGHT							
Curb weight	kg	7.470	7.845	12.535	13.240/13.890	6.350	7.450
Max. Weight	kg	9.575	9.960	16.000	16.000	9.135	11.350
Seat capacity	Seater	29	29/34	47	24 (WC) 26 (no WC) (bed 880mm) 34 (WC) 36 (no WC)	40/47/55	60
CHASSIS							
		THACO	THACO	THACO	THACO	THACO	THACO
ENGINE							
Brand		Weichai - WP4.1N170E4	Weichai - WP4.6N220E40	Weichai - WP9H336E40	Weichai - WP12.375E40	Weichai - WP4.1N170E40	Weichai - WP4.6N220E40
Type		Diesel, 4-stroke, 4-cylinder in-line, turbocharger, water-cooler	Diesel, 4-stroke, 4-cylinder in-line, turbocharger, water-cooler	Diesel, 4-stroke, 6-cylinder in-line, turbocharger, water-cooler	Diesel, 4-stroke, 6-cylinder in-line, turbocharger, water-cooler	Diesel, 4-stroke, 4-cylinder in-line, turbocharger, water-cooler	Diesel, 4-stroke, 4-cylinder in-line, turbocharger, water-cooler
Displacement	cc	4.088	4.580	8.800	11.596	4.088	4.580
Bore x stroke	mm	105 x 118	108 x 125	116 x 139	126 x 155	105 x 118	108 x 125
Max. Power/rpm	Ps	170/2.600	220/ 2.300	336/ 1.900	375 /1.900	170 (Ps)/2.600	220 (Ps)/2.300
Max. torque/rpm	Nm	600/1.300 - 1.900	800/ 1.200 - 1.800	1.660 / 1.000 ~ 1.400	1.800/1.000÷1.400	600 (N.m)/1.300÷1.900	800 (N.m)/1.200÷1.900
TRANSMISSION							
Clutch		1 disc dry friction, hydraulic drive	1 disc dry friction, hydraulic drive	1 disc dry friction, hydraulic drive, vacuum booster	1 disc dry friction, hydraulic drive, vacuum booster	1 disc dry friction, hydraulic drive	1 disc dry friction, hydraulic drive
Gearbox		Mechanic, Manual Transmission, 06 forward and 01 reverse	Mechanic, Manual Transmission, 06 forward and 01 reverse	Mechanic, Manual Transmission, 06 forward and 01 reverse	Mechanic, Manual Transmission, 06 forward and 01 reverse	Mechanic, Manual Transmission, 05 forward and 01 reverse	Mechanic, Manual Transmission, 05 forward and 01 reverse
Ratio		ih1 = 6,67; ih2 = 4,01; ih3 = 2,42; ih4 = 1,52; ih5 = 1,00; ih6 = 0,78; iR = 6,13	ih1 = 6,40; ih2 = 3,71; ih3 = 2,22; ih4 = 1,37; ih5 = 1,00; ih6 = 0,73; iR = 5,84	ih1 = 7,04; ih2 = 4, 10; ih3 = 2,48; ih4 = 1,56; ih5 = 1,00; ih6 = 0,74; iR = 6,26	ih1 = 7,04; ih2 = 4,10; ih3 = 2,48; ih4 = 1,56; ih5 = 1,00; ih6 = 0,74; iR = 6,26	ih1 = 6,68; ih2 = 4,05; ih3 = 2,44; ih4 = 1,54; ih5 = 1,00; iR = 6,95	ih1 = 6,72; ih2 = 4,03; ih3 = 2,42; ih4 = 1,54; ih5 = 1,00; iR = 6,16
BRAKING SYSTEM							
Recirculating ball with hydraulic assist							
BRAKING SYSTEM							
Type		Dual air brake					
Main Brake		Front: Disk brake; Rear: Drum brake, accumulator spring, impact on rear wheels		Drum type, pneumatic, accumulator spring, impact on rear wheels		Front: Disk brake; Rear: Drum brake, accumulator spring, impact on rear wheels	
Auxiliary Brake		ABS, engine brake		ABS, Retarder		ABS, engine brake	
SUSPENSION							
Front		2 air suspension and 2 shock absorber, stabilizers bar		2 air suspension and 2 shock absorber, stabilizers bar		2 air suspension and 2 shock absorber	
Rear		4 air suspension and 2 hydraulic absorber, stabilizers bar		4 air suspension and 4 hydraulic absorber, stabilizers bar		4 air suspension and 2 hydraulic absorber, stabilizers bar	
TIRE		245/70R19.5 / Dual 245/70R19.5	245/70R19.5 / Dual 245/70R19.5	295/80R22.5 / Dual 295/80R22.5	295/80 R22.5 / Dual 295/80 R22.5	225/90R17.5/Dual 225/90R17.5	245/70R19.5/Dual 245/70R19.5
DYNAMICS PERFORMANCE							
Gradeability	%	37,3	46,7	46,9	47	38,7/ 40,1	54
Min. Turning radius	m	7,7	8,3	10,6	10,6	7,4	9,5
Max. Speed	km/h	104	109	125	122	95	90
Fuel Tank Capacity	Liter	100	140	340	340	110	120

EverGREEN 815



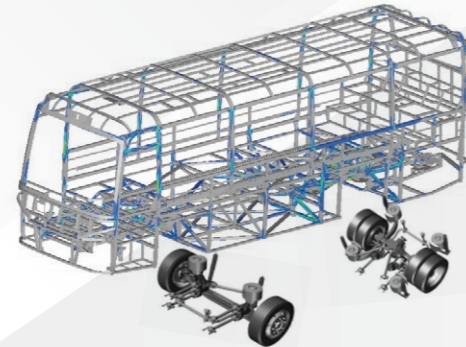
SEAT LAYOUT




Layout of 29 seats

CHASSIS

BODY FULL MONOCOQUE



ENGINE WEICHAI



MAX. POWER:
170 Ps / 2600 Rpm
MAX. TORQUE:
600 Nm / 1300 - 1900 Rpm




The cockpit is elegantly designed with a spacious and luxurious interior



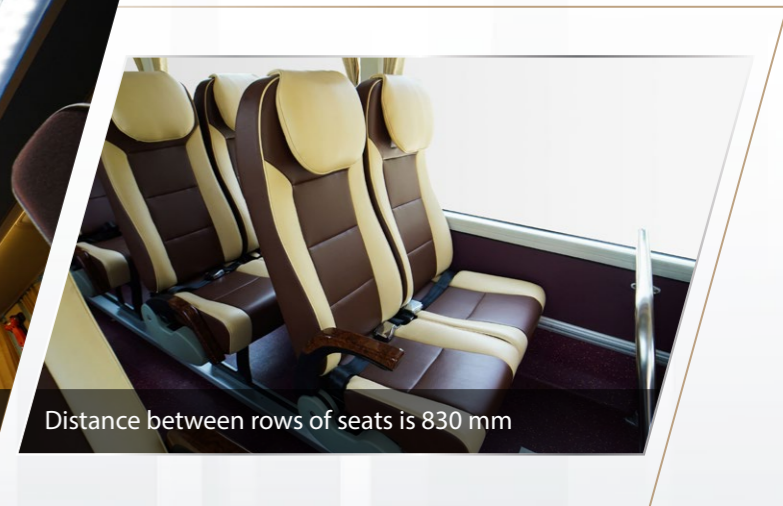
Passenger cabin



Spacious luggage compartment (2.89 m³)



3D luminous ceiling lights, with the ability to light on / off slowly bring a different level



Distance between rows of seats is 830 mm

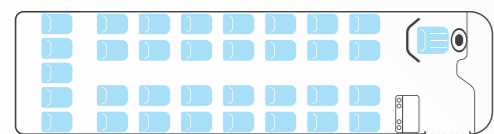
EverGREEN 87S



SEAT LAYOUT



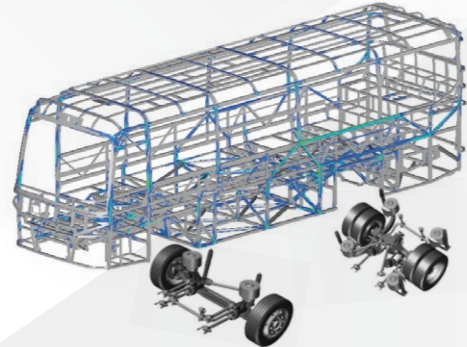
Layout of 29 seats




Layout of 34 seats

CHASSIS

BODY FULL MONOCOQUE



ENGINE WEICHAI



MAX. POWER:
220 Ps / 2300 Rpm

MAX. TORQUE:
800 Nm / 1200 - 1800 Rpm




The cockpit is elegantly designed with a spacious and luxurious interior



Passenger cabin



Spacious luggage compartment (2.89 m³)




3D luminous ceiling lights, with the ability to light on / off slowly bring a different level



Distance between rows of seats is 920mm.

NEW BlueSKY



The cockpit is elegantly designed with a spacious and luxurious interior

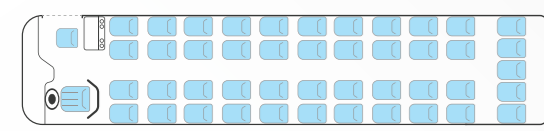


Passenger cabin



SEAT LAYOUT

CHASSIS BODY FULL MONOCOQUE

ENGINE WEICHAH



Layout of 47 seats



MAX. POWER:
336 Ps / 1900 Rpm
MAX. TORQUE:
1660 Nm / 1000 - 1400 Rpm



Spacious luggage compartment (7.6 m³)



3D luminous ceiling lights, with the ability to light on / off slowly bring a different level



Distance between rows of seats is 860mm.

NEW *MobiHOME*

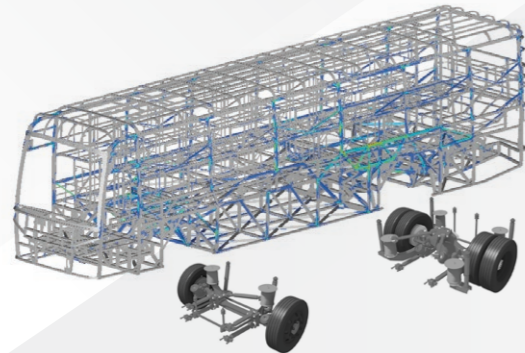


Anti-lock brake system (ABS/ASR)




Electromagnetic brake integrated into the powertrain

CHASSIS
BODY FULL MONOCOQUE



ENGINE WEICHAI



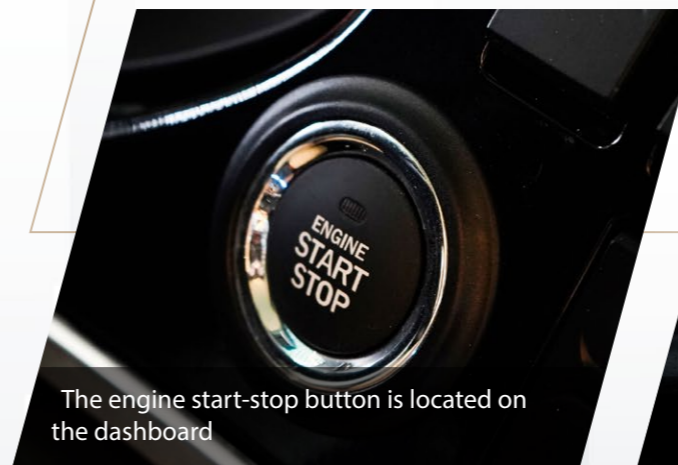
MAX. POWER:
375 Ps / 1900 Rpm
MAX. TORQUE:
1800 Nm / 1000 - 1400 Rpm



The cockpit is elegantly designed with a spacious and luxurious interior



Integrated steering wheel controls



The engine start-stop button is located on the dashboard




The auxiliary dashboard is equipped with wireless charging



The CAN ACTIA switch with multiple integrated features



NEW MOBIHOME – PREMIUM (34 BEDS)



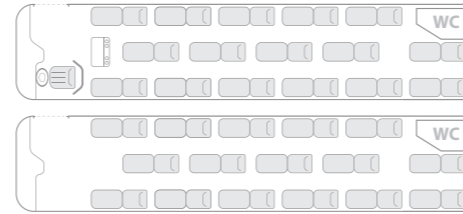
The 3D ripple ceiling light with fade-in/fade-out effect



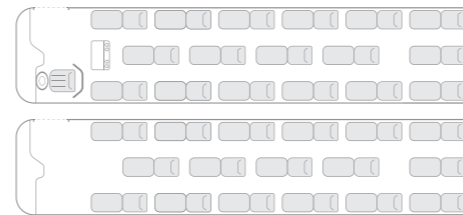
35 liter refrigerator



Newly designed bed suitable for body anthropometry



32 BEDS



34 BEDS

NEW MOBIHOME – PREMIUM (24 BEDS)



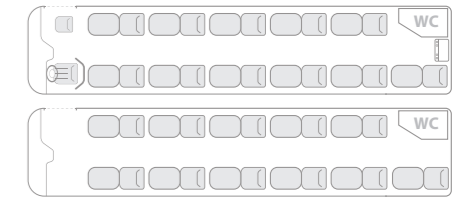
The 3D ripple ceiling light with fade-in/fade-out effect



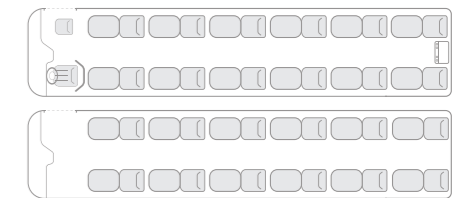
Remote control for massage



Newly designed bed suitable for body anthropometry (width 880mm)



22 BEDS

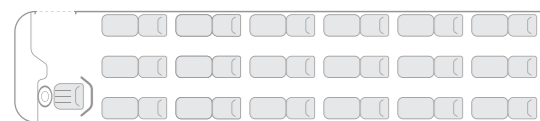


24 BEDS

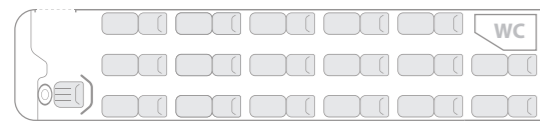


New designed bed suitable for body anthropometry


NEW MOBIHOME – LUXURY




38 SEATS (36 BEDS + 2 SEATS)



36 SEATS (34 BEDS + 2 SEATS + WC)



3D ripple ceiling light



35-liter refrigerator



Equipped with 2 brightness modes reading lamp and chrome-plated air vents



Charging port (Type A&C)



Equipped with 2 cup holders and 2 personalized hooks

THACO CITY BUS

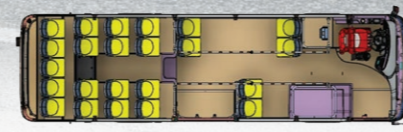
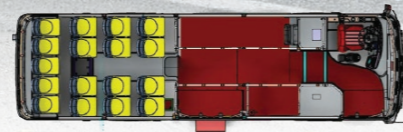
Thaco City Bus is a new generation city bus product line, positioned as a quality, friendly and value-oriented public passenger transport vehicle.

+ Thaco Garden 79CT has a capacity of 40 seats / 47 seats / 55 seats.

+ Thaco Meadow 89CT has a capacity of 60 seats, including 24 seats, 36 standing seats.



SEAT LAYOUT



THACO GARDEN 79CT (40 SEATS)
17 seats, 18 stands, 04 priority seats,
01 wheelchair seat

THACO GARDEN 79CT (40 SEATS)
25 seats + 15 stands

THACO GARDEN 79CT (47 SEATS)
25 seats, 22 stands

THACO GARDEN 79CT (55 SEATS)
18 seats, 37 stands

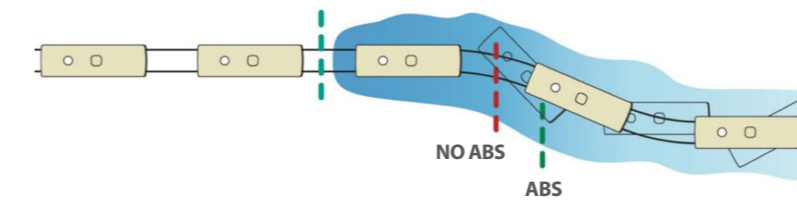
THACO MEADOW 89CT (60 SEATS)
24 seats + 36 stands



The spacious passenger compartment, with good soundproofing, helps customers get the most comfortable feeling

ABS (ANTI - LOCK BRAKE SYSTEM)

Ensuring the safety when braking suddenly, especially in rainy conditions and to avoid obstacles. ABS operates to minimize sliding friction



FAST GEARBOX - USA



The ceiling uses high-grade Aluminum materials, arranged 02 rows of tube lights along the car



Firm and aesthetic passenger handle system



Spacious cockpit space, creating a comfortable for the driver



Imported passenger seat, equipped with soft seat cushion for passengers



The doors opens and closes with electrically controlled pneumatic. Large size makes it convenient for rotating passengers. The floor is designed according to public bus standards, requires just one step to access

THACO SIGHTSEEING 120SS




THE DOUBLE-DECK BUS WITH A MODERN AND SOPHISTICATED APPEARANCE




Equipped with a 3-point seat belt, seats adjustable in 6 directions with air




2nd deck designed as a convertible model with 30 seats



Equipped with seat belts and other amenities: USB charger, armrest, etc



**WEICHAI ENGINE
WP7.300**



**6-SPEED AUTOMATIC TRANSMISSION
ZF 6AP1200B**